Scatterplot Graphs for Each Detail Code and Relevant Unit Cost Metric

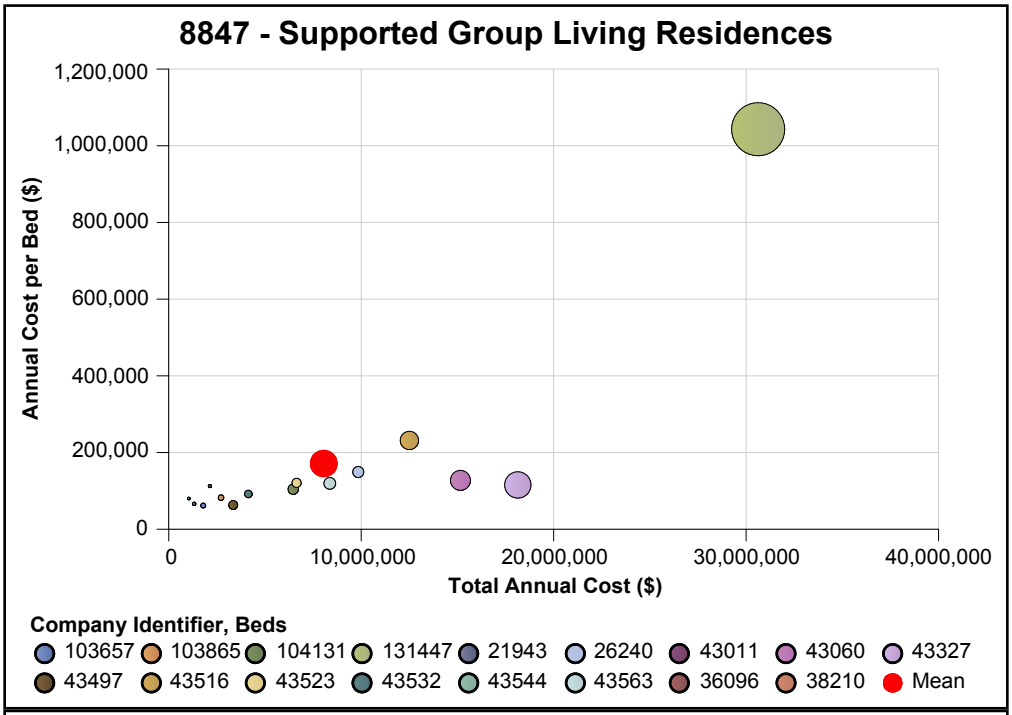
8847 - Supported Group Living Residences
Annual Cost per Bed ($)
1,200,000
1,000,000
800,000
600,000
400,000
200,000
0
0
10,000,000
20,000,000
30,000,000
40,000,000
Total Annual Cost ($)
Company Identifier, Beds
103657 103865 104131 131447 21943 26240 43011 43060 43327
43497 43516 43523 43532 43544 43563 36096 38210 Mean

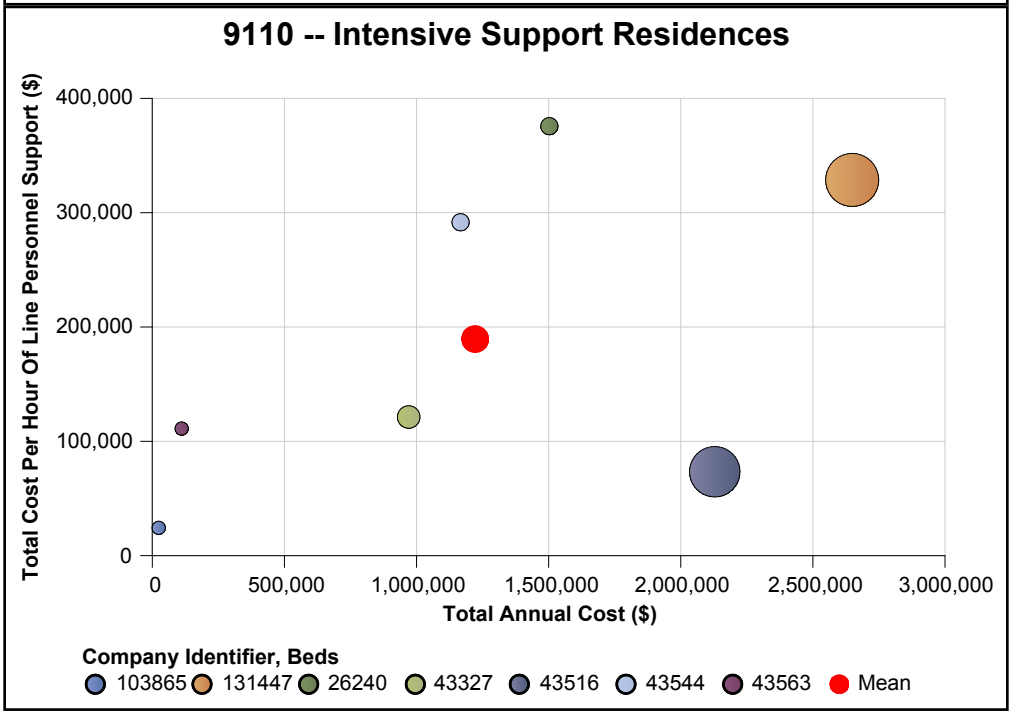
9110 -- Intensive Support Residences
Total Cost Per Hour Of Line Personnel Support ($)
400,000
300,000
200,000
100,000
0
0
500,000
1,000,000
1,500,000
2,000,000
2,500,000
3,000,000
Total Annual Cost ($)
Company Identifier, Beds
103865 131447 26240 43327 43516 43544 43563 Mean

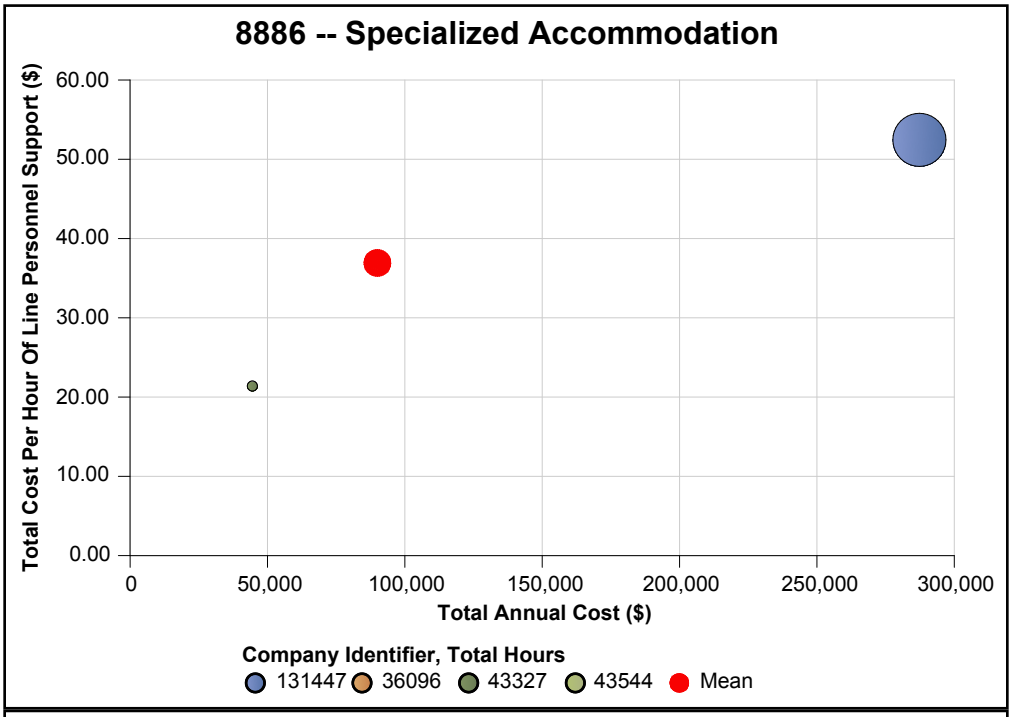
8886 -- Specialized Accommodation
Total Cost Per Hour Of Line Personnel Support ($)
60.00
50.00
40.00
30.00
20.00
10.00
0.00
0
50,000
100,000
150,000
200,000
250,000
300,000
Total Annual Cost ($)
Company Identifier, Total Hours
131447
36096
43327
43544
Mean

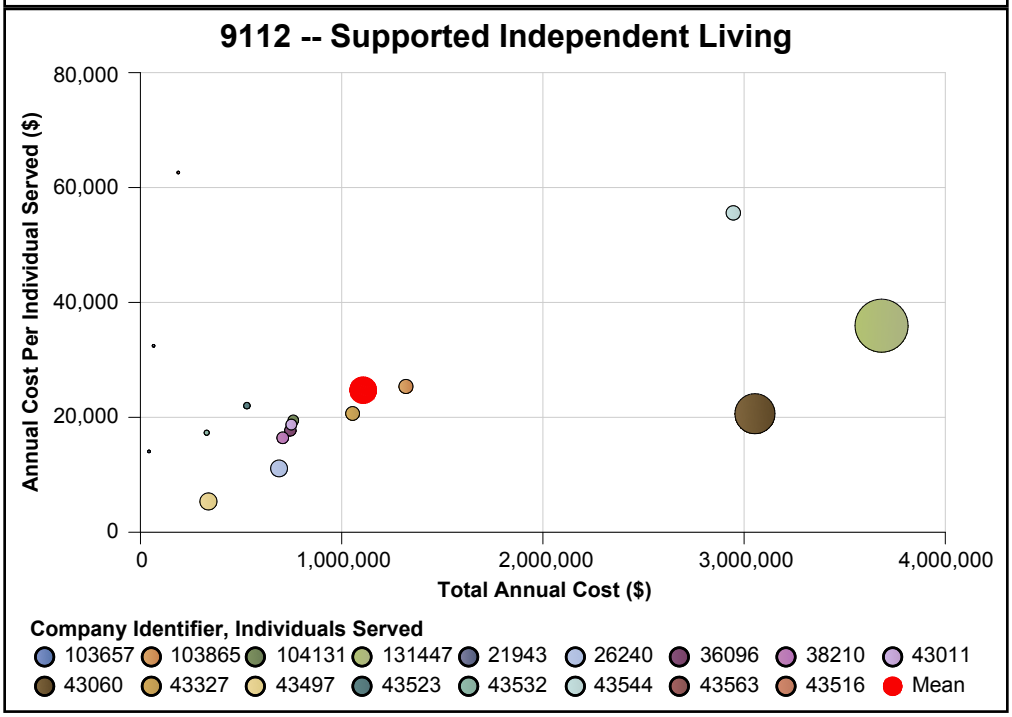
9112 -- Supported Independent Living
Annual Cost Per Individual Served ($)
80,000
60,000
40,000
20,000
0
0
1,000,000
2,000,000
3,000,000
4,000,000
Total Annual Cost ($)
Company Identifier, Individuals Served
103657
103865
104131
131447
21943
26240
36096
38210
43011
43060
43327
43497
43523
43532
43544
43563
43516
Mean

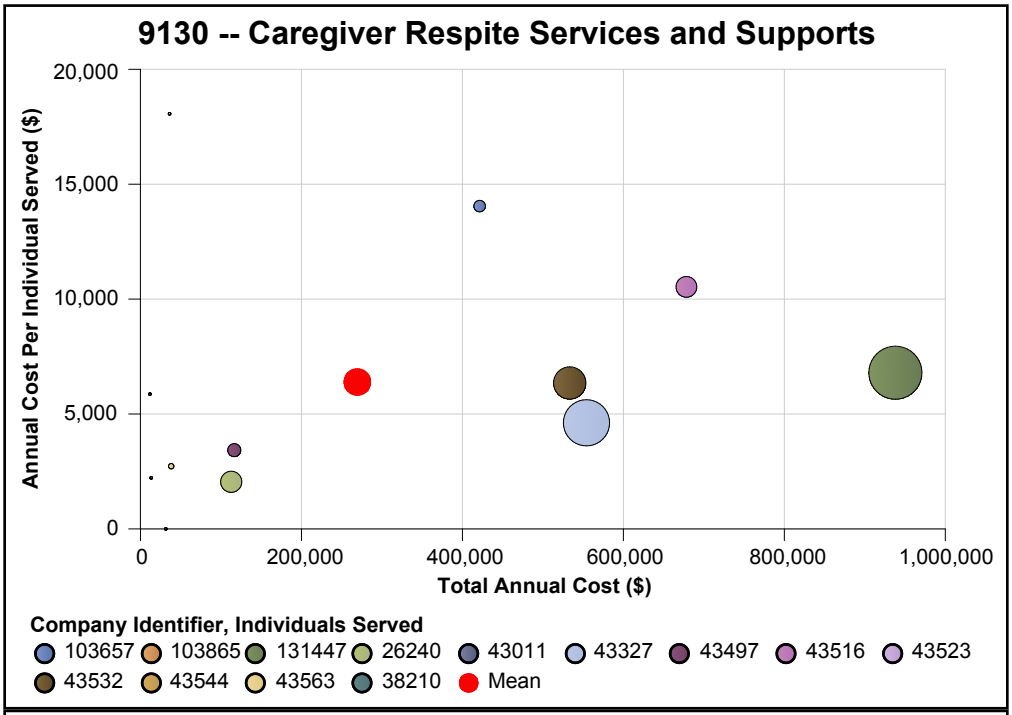
9130 -- Caregiver Respite Services and Supports
Annual Cost Per Individual Served ($)
20,000
15,000
10,000
5,000
0
0
200,000
400,000
600,000
800,000
1,000,000
Total Annual Cost ($)
Company Identifier, Individuals Served
103657
103865
131447
26240
43011
43327
43497
43516
43523
43532
43544
43563
38210
Mean

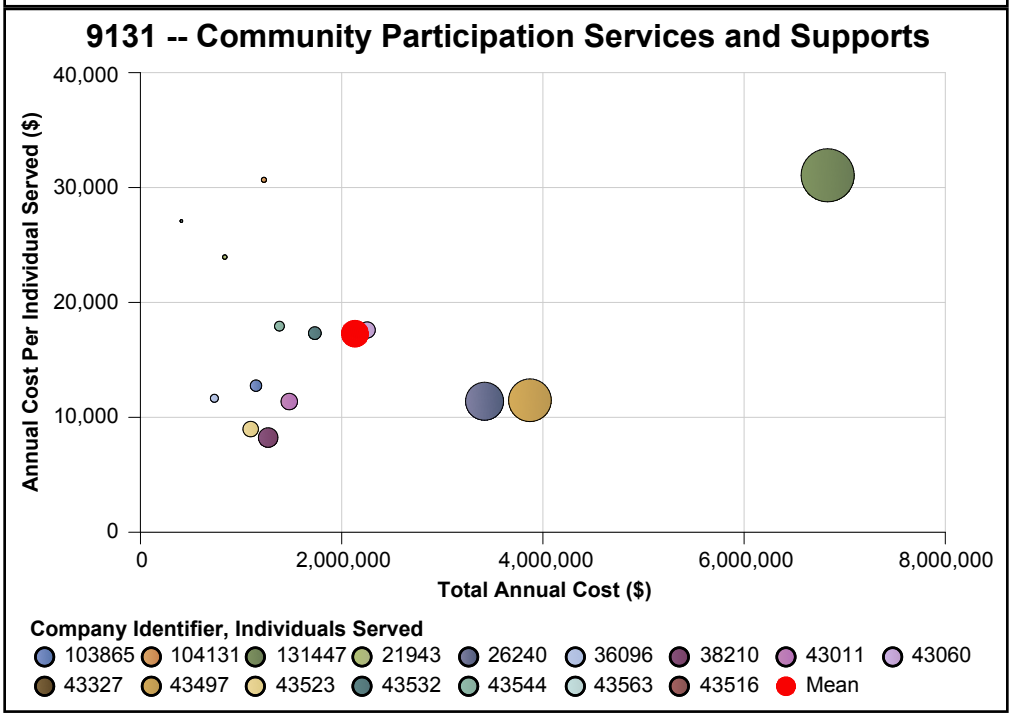
9131 -- Community Participation Services and Supports
Annual Cost Per Individual Served ($)
40,000
30,000
20,000
10,000
0
0
2,000,000
4,000,000
6,000,000
8,000,000
Total Annual Cost ($)
Company Identifier, Individuals Served
103865
104131
131447
21943
26240
36096
38210
43011
43060
43327
43497
43523
43532
43544
43563
43516
Mean

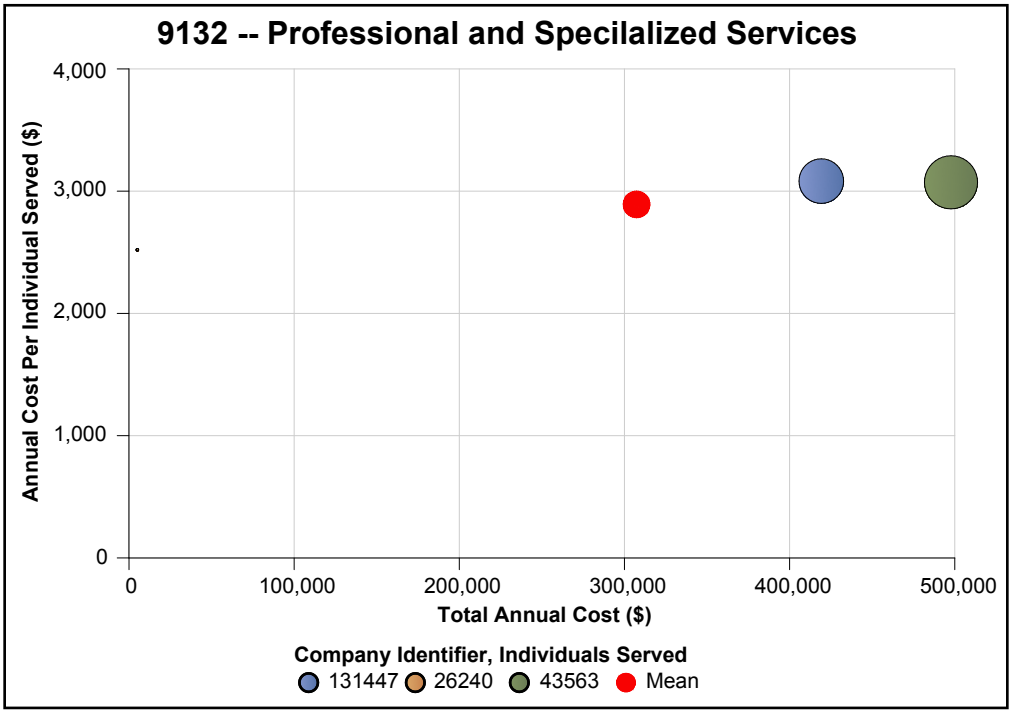
9132 -- Professional and Specialized Services
Annual Cost Per Individual Served ($)
4,000
3,000
2,000
1,000
0
0
100,000
200,000
300,000
400,000
500,000
Total Annual Cost ($)
Company Identifier, Individuals Served
131447
26240
43563
Mean